

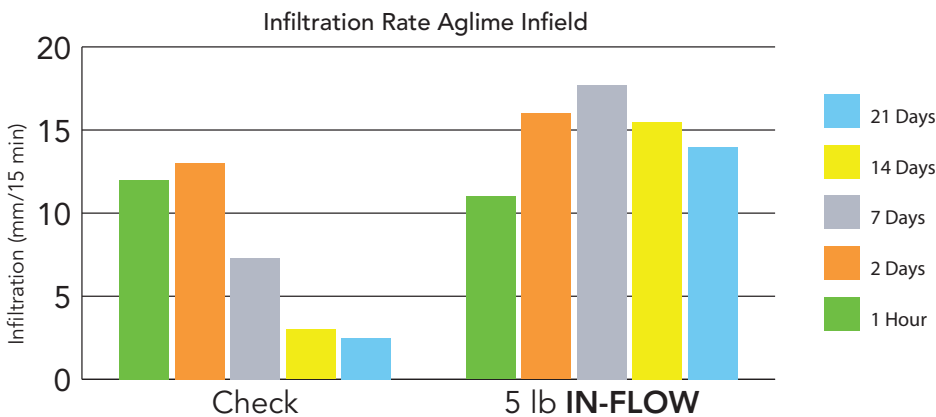
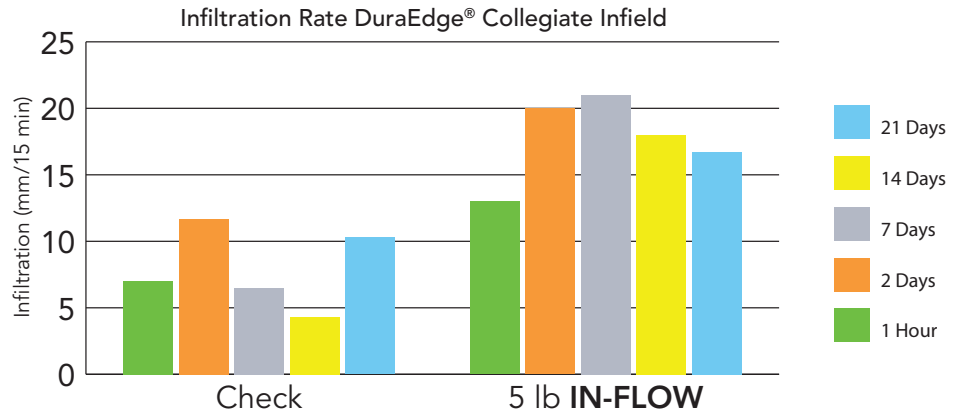


IN-FLOW™

INFIELD SKIN MAINTENANCE

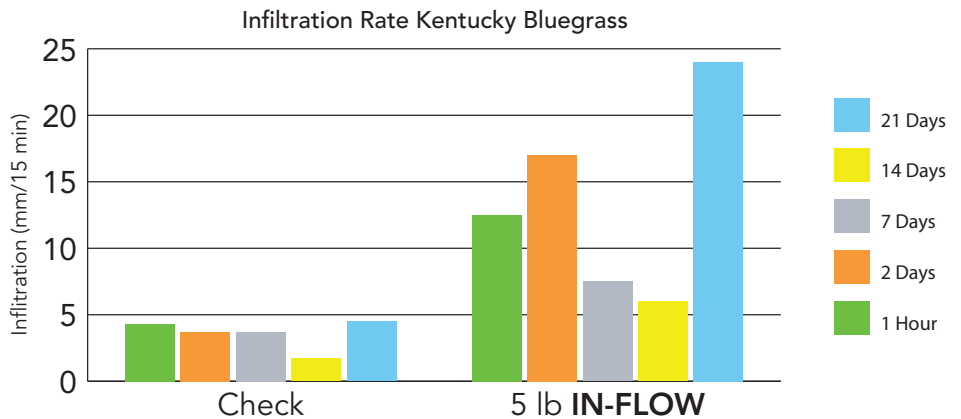
Increase Infiltration for Safe and Playable Surfaces

IN-FLOW™ increased the infiltration rate of water on a DuraEdge® Collegiate infield.



IN-FLOW also increased the infiltration rate of water on a non-manufactured soil infield.

IN-FLOW increased the infiltration rate of water into a Kentucky bluegrass stand over native clay loam soil.



Research was conducted by Dr. Adam Thoms at Iowa State University in Ames, IA. Infiltration was measured in millimeters of penetration over a 15-minute period with a double ring infiltrometer. Infiltration readings were not taken from the exact same location each time, causing minor discrepancies in the trends. Overall, In-Flow increased the infiltration rate on all surfaces tested.

In-Flow is a trademark of Precision Laboratories, LLC
DuraEdge is a registered trademark of Natural Sand Company, Inc.